


# OPERATING THE X-07 & X-09 LOCKS

The X-07 & X-09 are electronic combination locks. A large majority of the insides of the lock are very sensitive electronics. Under no circumstances should the owner/user remove the back plate of these locks.

## TO CHANGE TO A NEW COMBINATION:

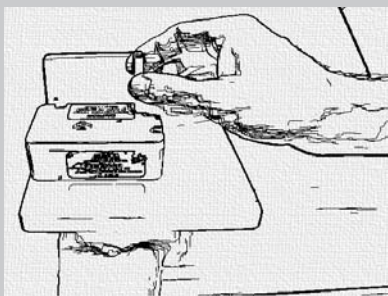
The X-07 & X-09 will accept any number in the combination from "00" to "99". However, you should select a sequence of high-low-high or low-high-low numbers. Avoid numbers that end with "0" or "5", and avoid setting a pattern or using any number twice

1




Enter the existing combination and retract the bolt.

2




Insert the Change Key into the holes on the back of the lock.

3



Dial to the LEFT (counterclockwise). The Change Key symbol will appear in the display. The lock will never open when the Change Key symbol is displayed.


4



Enter the current combination, stopping on the last number.


# OPERATING THE X-07 & X-09 LOCKS

5




Dial RIGHT until "SL" appears on the display. Stop.

6




Dial LEFT and stop on the numeral "1". If you pass it, continue dialing and it will reappear.

7



Dial RIGHT until "EC" appears on the display. Stop.

8




Enter your NEW combination (dialing left, right and left) as if opening the lock . Stop on the last number.

OPERATING THE X-07 & X-09 LOCKS


# OPERATING THE X-07 & X-09 LOCKS

9



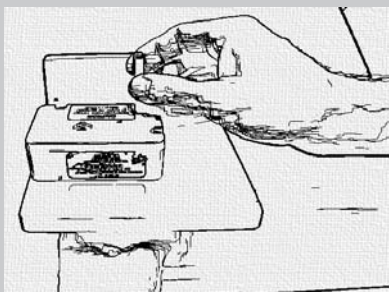
Dial RIGHT until your combination starts flashing. Your NEW combination will flash three times for the X-07, but will only flash twice for the X-09.

10




At this time "PO" will appear on the display.

11



Remove the Change Key.

12



"CC" will appear on the display. Enter your new combination and open the lock. Your new combination is now set. Try the combination at least twice and have one other authorized person try the combination before securing the control drawer.

NOTE: If the Change Key is removed at any time before "PO" appears, the lock will revert back to your old combination.

# OPERATING THE X-07 & X-09 LOCKS